

200 ATJ

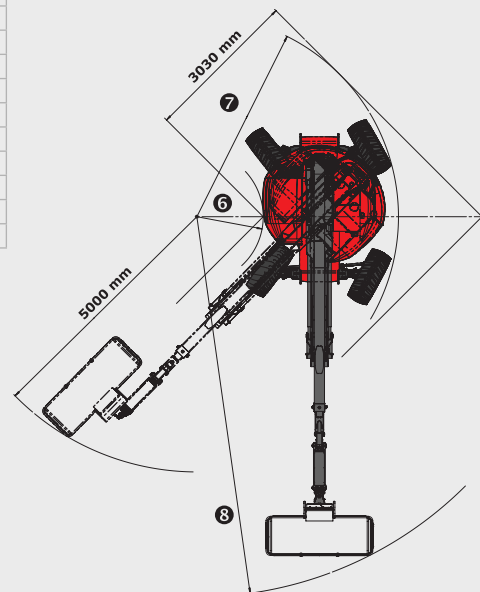
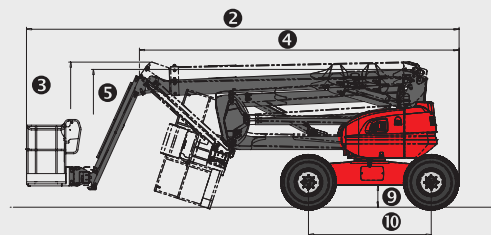
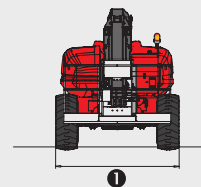
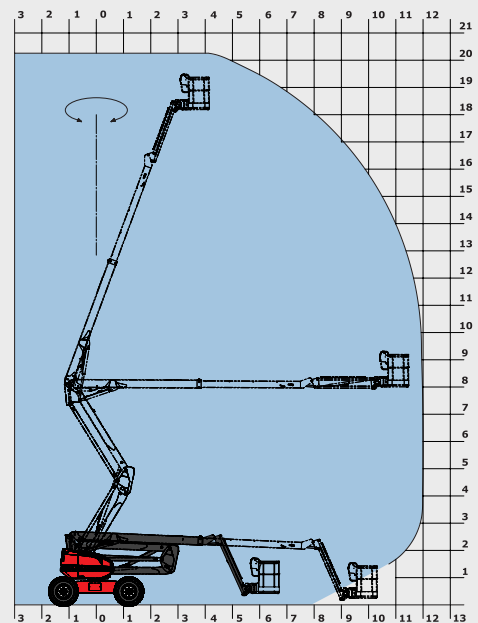
TECHNICAL DATA SHEET



www.manitou.com

200 ATJ

	200 ATJ
 Working height	20.00 m
Platform height	18.00 m
Articulation height	8.00 m
Outreach	12.00 m
 Jib tilting	+70°/-70°
Basket rotation	+90°/-90°
Turret rotation	355°
 Capacity	230 kg
Number of persons (indoor/outdoor)	2/2
Basket (width and length)	2.10 x 0.80 m
 1. Overall width	2.40 m
2. Overall length	8.50 m
3. Overall height	2.70 m
4. Overall length when folded	6.30 m
5. Overall height when folded	3.15 m
6. Inside turning circle	1.30 m
7. Outside turning circle	3.95 m
8. Turning Radius (basket)	7.45 m
9. Ground clearance	43 cm
10. Wheelbase	2.40 m
 Speed of forward movement	4.70 kph
Working speed	0.80 kph
 Maximum slope accessible	40 %
Maximum tilt	5° - 9 %
 Tyres	20"
Driving wheels	4
Steering/directional wheels	4
 Weight	10 000 kg
(varies according to options & standards of the country)	
 Engine	KUBOTA V2403-M
Power	45 HP
Environmental noise (LwA)	101 dB



Standard equipment

Proportional levers
 4 simultaneous movements
 4 wheel drive
 4 wheel steer
 Wheels crab position
 Foam filled tyres
 Differential Lock
 Front Axle limited slip differential
 On Board Diagnostics
 Hour meter
 Fuel gauge with low level warning
 Tool box
 Protective cover with optional locking
 Horn
 Beacon
 Audible and visual display alarm for excessive slope
 Code Protected Machine Set Up
 Hooks for sling loading/lifting
 Electric Pump
 Predisposition 230V
 Dead man pedal

Optional equipment

Oscillating Axle
 Continuous Rotation
 Onboard generator (3.50 kVA)
 Onboard generator (5 kVA)
 230V power input with differential circuit-breaker
 Predisposition compressed air
 Predisposition of water
 Working light
 Special paint
 Biodegradable oil
 Warning Alarm for all movements
 Warning Travel Alarm
 Catalytic Converter
 Spark Arrester and overrun valve
 Anti Theft code
 Certificate of verification
 Safety harness
 High capacity battery